



The growth of B2B taxi bookings in a post-pandemic world

A global industry trends report
by Taxi Butler



Taxi Butler is the global leader in taxi booking devices. The Taxi Butler is a unique one-click taxi booking device that makes booking taxis easier for venues like hotels, bars, restaurants. Built for taxi companies and designed with venues in mind, the taxi booking device helps to reduce taxi company call centre costs, generate more automated bookings, and gain and sustain business with local venues. Taxi Butler's vision is to facilitate the connection between taxi fleets, local businesses and passengers and to connect them as ONE.

This report highlights the challenges and successes of the global taxi industry before, during and coming out of the COVID-19 pandemic. The data presented is collected from Taxi Butler's taxi booking devices that are placed in venues around the world and therefore provides insights regarding the B2B taxi booking industry.

Key takeaways



653% growth

for the global B2B taxi industry compared to April 2020.



91% decline

in business between February and April 2020.



April 2022

is when B2B taxi bookings are forecasted be back on track¹.

¹ Providing there are no new COVID-19 restrictions in the future.




Introduction

The global taxi industry encountered a significant hit due to COVID-19, with lockdowns and controlled movements contributing to reducing demand for taxis and private hire transportation. In line with social distancing measures and guidelines, people generally avoided travelling to crowded areas resulting in periodic freezing of the taxi industry as passenger preferences shifted towards personal transportation methods and staying at home. Feeling the reduced demand, taxi drivers consequently focused their journeys on deliveries, food deliveries, or simply taking a break from work and looking at other possibilities.

Thankfully, with the easing of lockdown restrictions worldwide and following precautionary measures, the demand for taxis has slowly started recovering. By the end of 2021, the global taxi booking market is expected to experience some steady growth.

The taxi industry contributes considerably to the world's economy, valued at USD 159.6 billion in 2020, and estimated to reach USD 327.54 billion by 2026, at a rate of 8.95 % over the forecast period (2021-2026)². With new technologies that improve customer experience, there has been a massive shift in how people use private hire taxi services worldwide. Recent findings by Taxi Butler, highlight the change in passengers' preferences for utilizing taxi services, with an increase in demand in taxi bookings coming from venues around the globe.

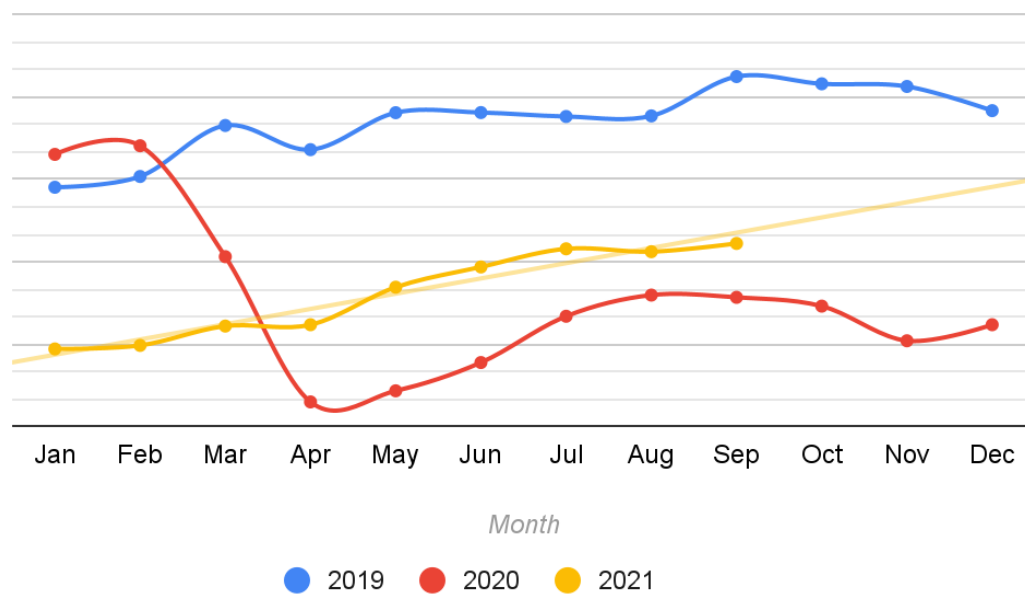
This report includes a comparative analysis of the global taxi bookings in 2019, 2020 and 2021, highlighting the changes across various regions, and its impact on the taxi industry.

² [Taxi Market - Growth, Trends, COVID-19 Impact, and Forecasts \(2021 - 2026\)](#) 



Before and after COVID-19: 2019, 2020 & 2021 under the spotlight

The number of B2B taxi bookings in 2019 demonstrates an increasing trend. There was a gradual increase in taxi bookings every month, with the highest bookings witnessed in September. There were 32.07% more bookings in December 2019 than in January of the same year.



Graph 1: A comparison of global B2B taxi bookings from 2019 to 2021

The growth persisted into early 2020, with the months of January and February looking optimistic, however, the pandemic and its lockdowns drastically impacted the demand for taxis. The global pandemic left an indelible mark on all livelihoods. Hotel and travel industries, for example, could take years to recover. Like any other primary sector, the taxi sector was a target of the pandemic over the globe. The elevated risk of crowded settings, combined with social distancing guidelines, has restricted the industry's expansion as consumers' preferences have switched toward private methods of transportation and staying at home. Q1 2020 saw a decline in bookings of 8.56% compared to the previous year. Notably, the month of March experienced a 43.63% decrease in bookings.

It was only in mid-April of 2020 that bookings started to increase again. The October-November timeline displays a slight decrease in bookings; however, it bounced back right after. Since December 2020, with the easing of travel restrictions in most parts of the world, the overall growth trend of taxi bookings has been positive and is expected to increase further. With international flights commencing and the interstate borders reopening, this will result in steady demand for



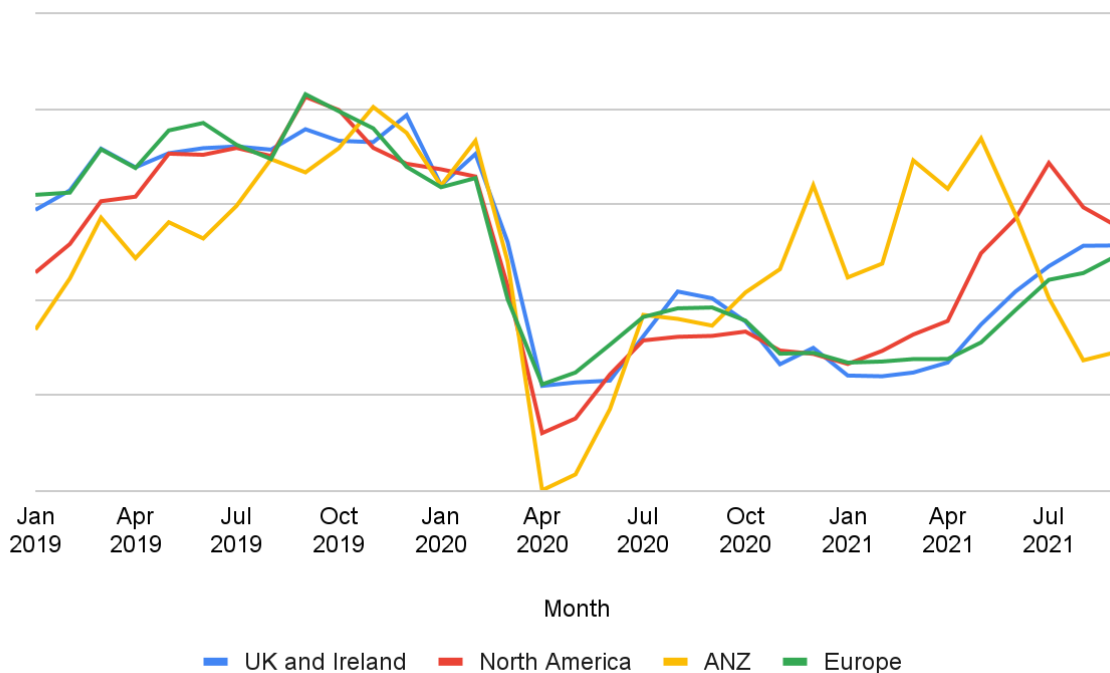


taxi bookings. The forecast of the global taxi bookings is showcased by the yellow straight line in Graph

The expected demand for global taxi bookings is as high as a quarter of a million by December 2021, a 143.14% increase from December 2020, more than double in number. At this rate, the taxi booking industry will recover by February 2022. In 2020, the number of taxi bookings dropped by 58.43% as compared to 2019. In 2021, the fall reduced to 21.64%, indicating that the industry is on the right road to recovery.

How COVID-19 impacted B2B taxi bookings across the regions

Taxi bookings seem to follow a similar trend regardless of the regions analyzed in this study. There were 4 different regions considered, UK & Ireland, North America, Australia & New Zealand, and Europe (See Graph 2). The number of taxi bookings is almost parallel in the UK, Ireland, and Europe, throughout the timeline. While geographically, ANZ and North America are not quite in the same region, the numbers imply that the demand is similar.



Graph 2: B2B taxi bookings across the regions, since 2019³

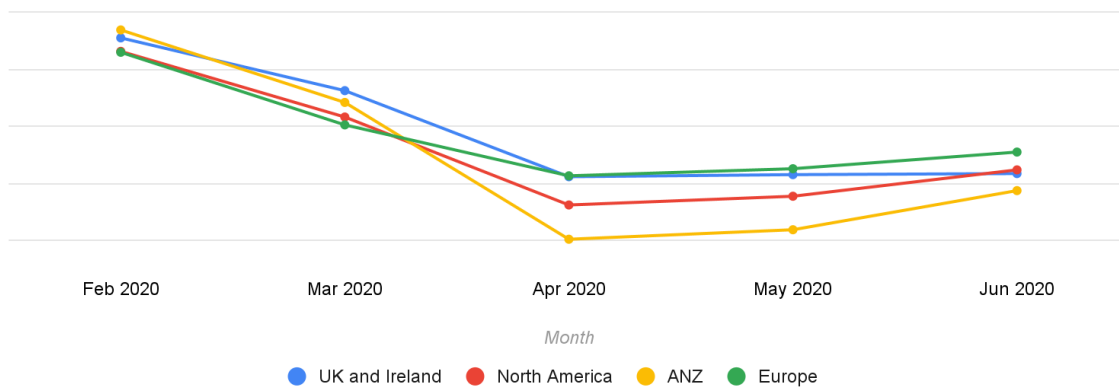
An interesting point to note regarding ANZ, is that before the pandemic, the number of bookings had never surpassed the other regions (besides North America), whereas between the months of November 2020 and June 2021, they were well above. This indicative of Australia’s way of managing the pandemic, whilst Europe and its neighbours suffered most in those months.

³ This data has been aggregated and normalised using standard deviation to remove any discrepancies and anomalies across the regions



A closer look at taxi booking trends across the regions

Regardless of their geographic position, all four regions experienced a significant drop in taxi bookings starting from February 2020 till mid-April 2020 (see Graph 3).



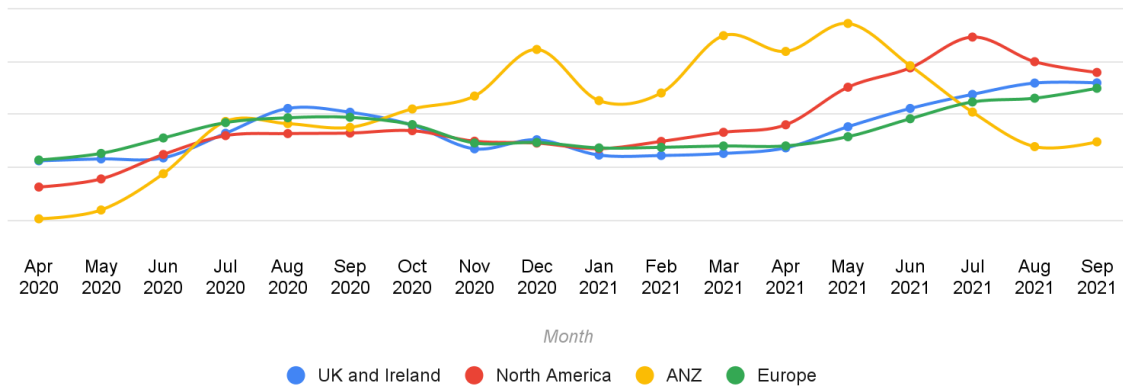
Graph 3: A closer look at the start of the pandemic across the regions⁴

The UK and Ireland saw the largest decrease in absolute bookings from February to April 2020, losing 96.48% of their B2B taxi bookings, followed by Europe at 94.83%, Australia and New Zealand at 85.30%, and North America at 81.21%. On average, all four regions saw an 89.46% decrease in bookings between those months.

A brighter future: bookings on the rise again

To some extent, it appears that North America has almost recovered from the loss and has got itself right back on track. One of the main reasons being the avoidance of strict lockdowns compared to the rest of the world. The European countries have also been picking up slowly since May 2020, followed by another drop in November 2020. However, they are experiencing a relatively slow recovery since the beginning of this year. The ANZ region made the most significant comeback. It is expected as the maintenance of restrictions in both Australia and New Zealand has achieved a positive outcome in terms of fewer infections and deaths related to COVID. Both of these countries have been able to come out of lockdowns, allowing them to get back to their everyday lives. With the plan of border reopening, this number might increase and reach a milestone higher than ever.

⁴ This data has been aggregated and normalised using standard deviation to remove any discrepancies and anomalies across the regions



Graph 4: April 2020 to September 2021, an industry on the rise again⁵

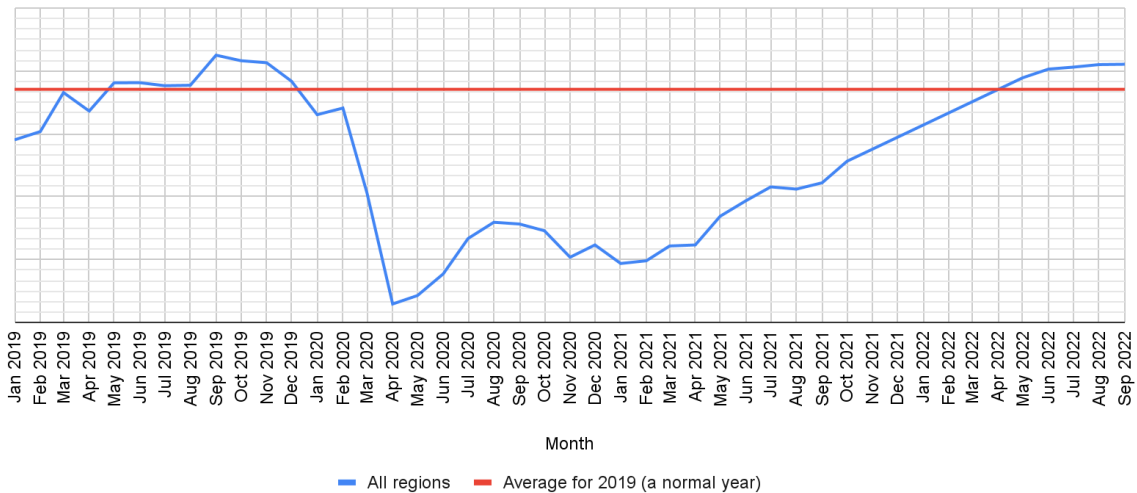
From May to August 2020, the taxi industry in the UK and Ireland experienced an 11-fold increase in absolute bookings. Regions like North America, ANZ, and Europe experienced increases of 162.11%, 284.62%, and 675.87%, respectively.

The summer of 2020 was relatively stable for each region, with the UK and Ireland seeing a slightly slower start than the other regions, due to longer lockdown restrictions. It did, however, reach its peak in Q3, with 654.06% growth since the previous quarter. With new restrictions across Europe and the UK, taxi bookings saw another decline towards the end of Q3 2020, losing 41.85% of its booking going into Q4.

During tighter restrictions across Europe, the UK and Ireland, and North America, the start of 2021 was challenging for the taxi industry. Australia and New Zealand, however, continued their growth throughout their summer and autumn seasons, reaching an almost normal month of December in 2020, with only 12.55% less bookings than the previous year.

The global taxi booking industry has endured several challenges. However, 2021 has witnessed a bumpy yet steady rise in taxi bookings worldwide. The report suggests that the demand for global taxi bookings by December 2021 will double compared to the previous year. As we proceed towards the year-end and enter into a new year, with the lockdown easing and the travel sector opening globally, the taxi booking industry is more robust than ever to meet the demand of the venues and taxi fleets.

⁵ This data has been aggregated and normalised using standard deviation to remove any discrepancies and anomalies across the regions and to adjust to a notionally common scale



Graph 5: Global B2B bookings from Jan 2019 to Sep 2021, with a 12-month forecast to Sep 2022

According to the forecasts in Graph 5, the global taxi industry should be back on track by April 2022, providing there are no new lockdowns in the future, which we are yet to see.

Current trends

UK & Ireland

- UK: Driver shortage, moving to delivery services or other sectors
- UK and Ireland: Increase in demand for partition screens
- Ireland: increase in rapid antigen testing

Europe

- Germany: Ask Peter Moen
- Nordics: Growth, more Taxi Butlers being purchased
- NL

ANZ

- Still in difficult lockdown restrictions
- Ask Megan

North America

- US: Ask Laurence/Steven



Conclusion

The past several months, no doubt, was a year of countless challenges for the global taxi industry. With national and international business resuming, the taxi market is evolving rapidly. The resilience and a strong urge for business stability now seems to become a reality. With each business' ongoing expansion and safety precautions, 2022 holds a positive outlook for the taxi industry and businesses across all sectors.

This report aims to provide insightful analysis of the global taxi booking market and comprehensively understand the global market and its commercial landscape.

Methodology and glossary

Lorem ipsum dolor sit amet, consectetur adipiscing elit. Nulla a erat dolor. Nunc erat elit, tempor eget blandit et, convallis commodo arcu. Aliquam et dolor eros. Donec velit leo, suscipit id lectus eget, finibus hendrerit lectus. Fusce lobortis rutrum augue eget rhoncus. Quisque rhoncus dui eu est suscipit, posuere tincidunt risus consectetur. Maecenas ultricies sed libero eget hendrerit.

The dataset presented includes the total number of taxi bookings made using a Taxi Butler placed in venues (hotels, bars, restaurants, etc.) across the globe since 2019, by month, year, and country.

Normalised bookings

Absolute bookings

Taxi Booking

Taxi butler

B2B taxi booking

Venues: Hotels, Bars & Restaurants.

Countries: list of all countries

Europe: (including Germany, Netherlands, Spain, France, Finland, Bulgaria, Romania, Denmark, Belgium, Poland, Austria, Portugal, Italy, and Switzerland)